




B



● **Pattern:** 5 sheets ● **Assembly Instructions:** 2 sheets ● **Number of parts:** 56




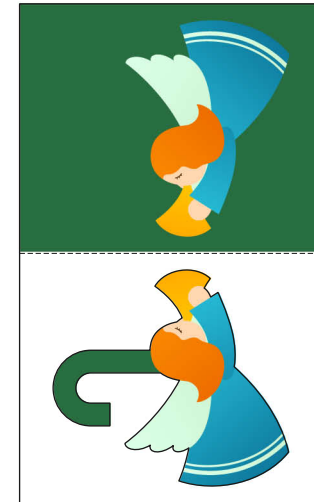


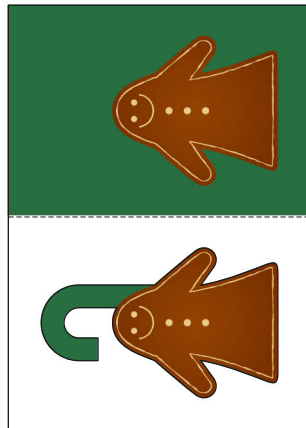
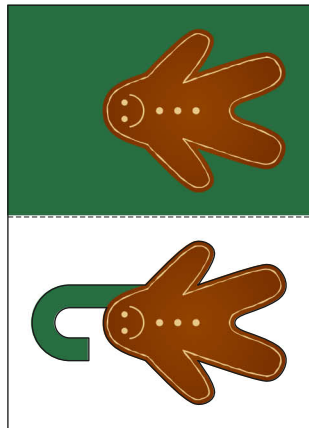
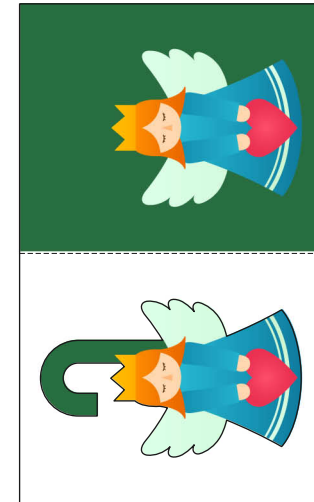
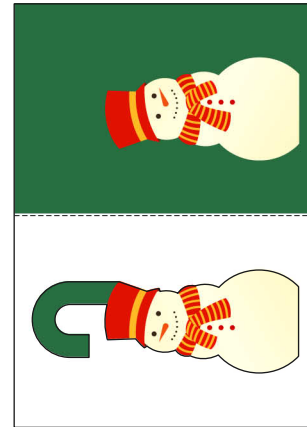
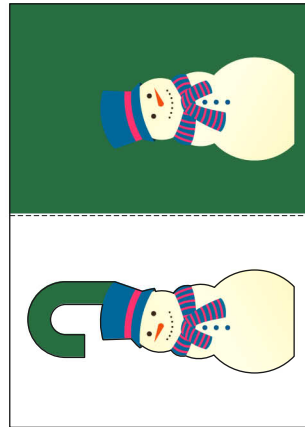

You will need: Scissors, Glue

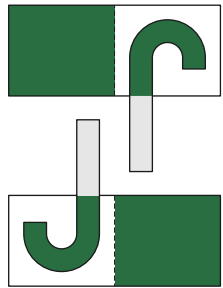
----- Mountain fold - - - - - Valley fold ——— Scissors line

☐ Glue spot ☂ Cut out


Caution: Glue, scissors and other tools may be dangerous to young children so be sure to keep them out of the reach of young children.



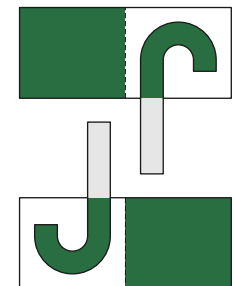



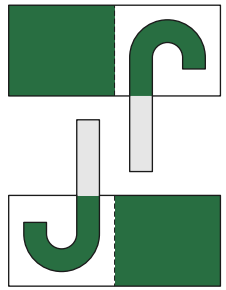


A 1 x 4



A 2 x 8





CREATIVE PARK
<http://www.canon.com/c-park/>
© erico

